

# Instructions for Submission

Recommended browsers are as follows:

- [Edge](#)
- [Google Chrome](#)
- [Firefox](#)

If this is your first time submitting papers to HCMS, follow these guidelines.

1. Sign up as an author for submission first by clicking the link. <https://www.hcconf.tech/register>

Keep in mind that the **Password** is case-sensitive within 6-15 characters and that the **Verification Code** contains no spaces.

The screenshot shows a registration form titled "Register as an Author". It includes the following fields and options:

- Email\***: A text input field.
- Title\***: Radio button options for Prof. (selected), Dr., Mr., Mrs., and Ms.
- Firstname\***: A text input field.
- Lastname\***: A text input field.
- Password\***: A text input field with a note: "The password length needs to be 6-15 characters".
- Retype Password\***: A text input field for password confirmation.
- Verification Code\***: A text input field with a note: "Keep no spaces in the verification code".
- send code**: A blue button to request a verification code.

2. Log in to the HCMS system.

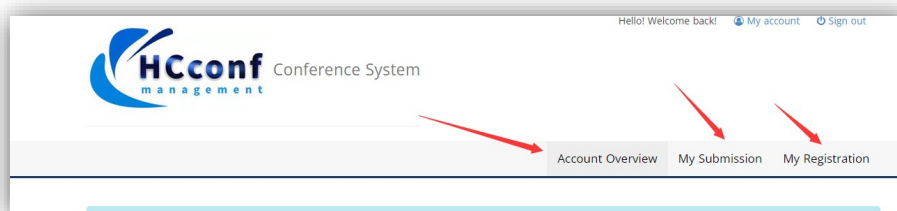
To log into the submission and tracking system, use the same email address and password you used to create your author account. <https://www.hcconf.tech/login>

The screenshot shows a login form titled "Log in as an Author". It includes the following fields and options:

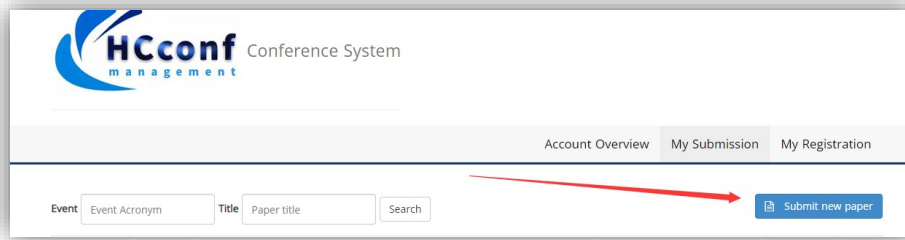
- Email\***: A text input field containing "@sdu.edu.cn".
- Password\***: A text input field containing "Password".
- Log in**: A green button to submit the login information.
- [Register as an Author](#): A link to the registration page.
- [I forgot password](#): A link to the password recovery page.

3. Locate the conference you want to attend's entry.

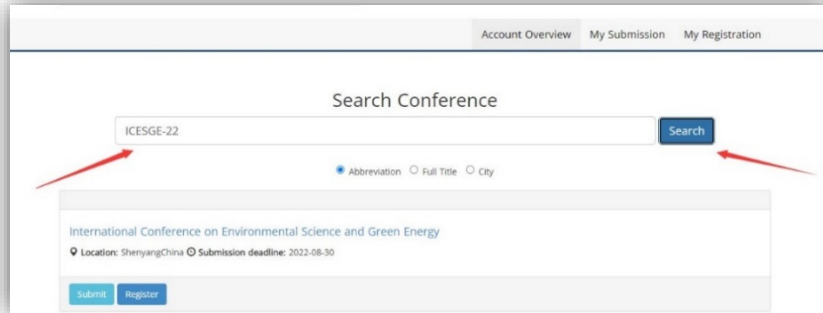
A. You will notice three buttons, "Account Overview," "My Submission," and "My Registration," after successfully logging into HCMS.



B. Please click "My Submission" and then "Submit new paper" one at a time.

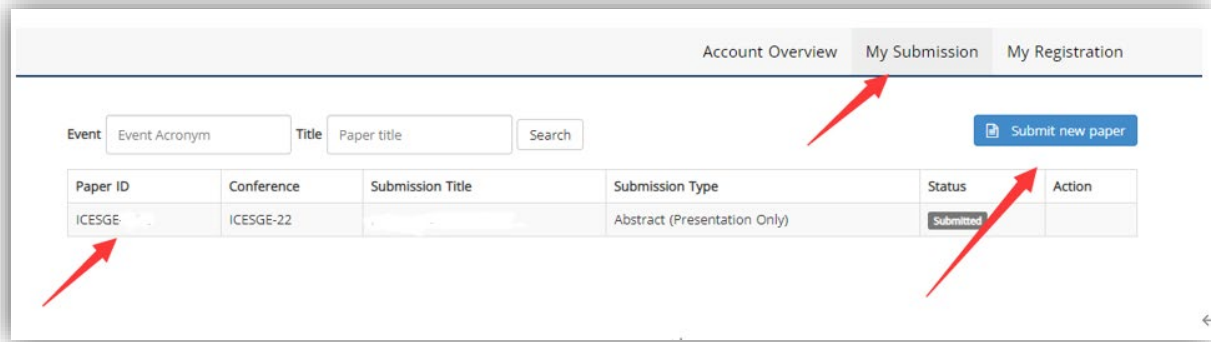


C. After entering the target conference's acronym or complete name, click "Search." (in this case, "ICESGE-22").



1) Submit your paper one at a time.

2) In "My Submission," you may view the list of papers you submitted successfully.



After submission, HCMS will send the corresponding author one email confirming that your submission was successful. If you have any problems, kindly email the pertinent conference address.

-----  
[End of Instructions. Thank you for your submission.](#)